

Date: 19.04.2019

To,
BSE Limited
Corporate Relationship Department,
1st Floor, New Trading Ring, Rotunda Building,
P. J. Towers, Dalal Street, Fort,
Mumbai – 400 001

To,
National Stock Exchange of India Ltd.
Listing Department,
“Exchange Plaza”, C/1, Block G,
Bandra Kurla Complex, Bandra (E),
Mumbai – 400 051

Stock Code (BSE) - 500039

Trading Symbol (NSE) – BANCOINDIA

Dear Sir,


Sub: Statement of holding of securities and shareholding pattern under Regulation 31(1)(b).

Pursuant to Regulation 31(1)(b) of the SEBI (Listing Obligations and Disclosure Requirements) Regulations, 2015, we enclose herewith the Statement of holding of securities and shareholding pattern for Quarter ended March 31, 2019 for your records.

Kindly acknowledge the receipt for the same.

Thanking you,

Yours faithfully,
For Banco Products (India) Limited


Dinesh Kavthekar
Company Secretary



Encl: As above

Shareholding Pattern under Regulation 31 of SEBI (Listing Obligations and Disclosure Requirements) Regulations, 2015


1	Name of Listed Entity: BANCO PRODUCTS (INDIA) LIMITED																		
2	Scrip Code/Name of Scrip/Class of Security: BSE - 500039 / NSE - BANCOINDIA / EQUITY SHARES																		
3	Share Holding Pattern Filed under: Reg. 31(1)(a)/Reg. 31(1)(b)/Reg.31(1)(c) a. If under 31(1)(b) then indicate the report for Quarter ending : MARCH 31, 2019 b. If under 31(1)(c) then indicate date of allotment/extinguishment																		
4	<p>Declaration: The Listed entity is required to submit the following declaration to the extent of submission of information:-</p> <table border="1"> <thead> <tr> <th>Particulars</th> <th>Yes*</th> <th>No*</th> </tr> </thead> <tbody> <tr> <td>1 Whether the Listed Entity has issued any partly paid up shares?</td> <td></td> <td>No</td> </tr> <tr> <td>2 Whether the Listed Entity has issued any Convertible Securities or Warrants?</td> <td></td> <td>No</td> </tr> <tr> <td>3 Whether the Listed Entity has any shares against which depository receipts are issued?</td> <td></td> <td>No</td> </tr> <tr> <td>4 Whether the Listed Entity has any shares in locked-in?</td> <td></td> <td>No</td> </tr> <tr> <td>5 Whether any shares held by promoters are pledge or otherwise encumbered?</td> <td></td> <td>No</td> </tr> </tbody> </table> <p>* If the Listed Entity selects the option 'No' for the questions above, the columns for the partly paid up shares, Outstanding Convertible Securities/Warrants, depository receipts, locked-in shares, No of shares pledged or otherwise encumbered by promoters, as applicable, shall not be displayed at the time of dissemination on the Stock Exchange website. Also wherever there is 'No' declared by Listed Entity in above table the values will be considered as 'Zero' by default on submission of the format of holding of specified securities.</p>	Particulars	Yes*	No*	1 Whether the Listed Entity has issued any partly paid up shares?		No	2 Whether the Listed Entity has issued any Convertible Securities or Warrants?		No	3 Whether the Listed Entity has any shares against which depository receipts are issued?		No	4 Whether the Listed Entity has any shares in locked-in?		No	5 Whether any shares held by promoters are pledge or otherwise encumbered?		No
Particulars	Yes*	No*																	
1 Whether the Listed Entity has issued any partly paid up shares?		No																	
2 Whether the Listed Entity has issued any Convertible Securities or Warrants?		No																	
3 Whether the Listed Entity has any shares against which depository receipts are issued?		No																	
4 Whether the Listed Entity has any shares in locked-in?		No																	
5 Whether any shares held by promoters are pledge or otherwise encumbered?		No																	
5	The tabular format for disclosure of holding of specified securities is as follows:-																		



Banco Products (India) Limited

Table I - Summary Statement holding of specified securities

Category	Category of shareholder	Number of shareholders	No. of fully paid up equity shares held	No. of Partly paid-up equity shares held	No. of shares underlying Depository Receipts	Total nos. shares held	Shareholding as a % of total no. of shares (calculated as per SCRR, 1957)	Number of Voting Rights held in each class of securities			No. of Shares Underlying Outstanding convertible securities (including Warrants)	Shareholding, as a % assuming full conversion of convertible securities (as a percentage of diluted share capital)	Number of Locked in shares		Number of Shares pledged or otherwise encumbered		Number of equity shares held in dematerialised form	
								No of Voting Rights					Total as a % of (A+B+C)	No. (a)	As a % of total Shares held (b)	No. (a)		As a % of total Shares held (b)
								Class : Equity	Class : Preference	Total								
(I)	(II)	(III)	(IV)	(V)	(VI)	(VII) = (IV)+(V)+(VI)	(VIII)As a % of (A+B+C2)	(IX)	(X)	(XI)= (VII)+(X) As a % of (A+B+C2)	(XII)	(XIII)	(XIV)					
(A)	Promoter & Promoter Group	9	4,85,49,992	-	-	4,85,49,992	67.88	-	-	67.88	-	-	4,85,49,992					
(B)	Public	24,850	2,29,68,658	-	-	2,29,68,658	32.12	-	-	32.12	-	NA	2,19,57,318					
(C)	Non Promoter - Non Public	-	-	-	-	-	-	-	-	-	-	NA	-					
(C1)	Shares Underlying DRs	-	-	-	-	-	-	-	-	-	-	NA	-					
(C2)	Shares Held By Employee Trust	-	-	-	-	-	-	-	-	-	-	NA	-					
	Total	24,859	7,15,18,650	-	-	7,15,18,650	100.00	-	-	100.00	-	-	7,05,07,310					



Banco Products (India) Limited

Table II - Statement showing shareholding pattern of the Promoter and Promoter Group

	Category & Name of shareholders	PAN	Nos. of shareholders	No. of fully paid up equity shares held	Partly paid-up equity shares held	No. of shares underlying Depository Receipts	Total nos. shares held (VII) = (IV)+(V)+(VI)	Shareholding as a % of total no. of shares (calculated as per SCRR, 1957)	Number of Voting Rights held in each class of securities			No. of Outstanding convertible securities (including Warrants)	Shareholding, as a % assuming full conversion of convertible securities (as a percentage of diluted shares) (XI) = (VII)+(X) / (A+B+C2)	Number of Locked in shares		Number of Shares pledged or otherwise encumbered		Number of equity shares held in dematerialised form
									Class : Equity	No of Voting Rights Class eg: y	Total			No. (a)	As a % of total Shares held (b)	No. (a)	As a % of total Shares held (b)	
	(i)	(ii)	(iii)	(iv)	(v)	(vi)	(vii) = (iv)+(v)+(vi)	(viii) As a % of (A+B+C2)	(ix)	(x)	(xi)	(xii)	(xiii)	(xiv)				
1	Indian																	
(a)	Individuals / Hindu Undivided Family		-	-	-	-	-	-	-	-	-	-	-	-	-	-	-	-
(b)	Central Government / State Government(s)		-	-	-	-	-	-	-	-	-	-	-	-	-	-	-	-
(c)	Financial Institutions / Banks		-	-	-	-	-	-	-	-	-	-	-	-	-	-	-	-
(d)	Any Other (Specify)		-	-	-	-	-	-	-	-	-	-	-	-	-	-	-	-
	Bodies Corporate		-	17,88,990	-	-	17,88,990	2.50	-	-	-	-	-	-	-	-	-	-
	Banco Aluminium Limited	AAACB8629B	1	17,88,990	-	-	17,88,990	2.50	-	-	-	-	2.50	-	-	-	-	17,88,990
	Sub Total (A)(1)		1	17,88,990	-	-	17,88,990	2.50	-	-	-	-	2.50	-	-	-	-	17,88,990
2	Foreign																	
(a)	Individuals (Non-Resident Individuals / Foreign Individuals)		4	1,62,83,773	-	-	1,62,83,773	22.77	-	-	-	-	22.77	-	-	-	-	1,62,83,773
	Mehul Kanubhai Patel	ACOPP752C	1	50,19,052	-	-	50,19,052	7.02	-	-	-	-	7.02	-	-	-	-	50,19,052
	Vimal Kanubhai Patel	ACXPP5119Q	1	49,76,506	-	-	49,76,506	6.96	-	-	-	-	6.96	-	-	-	-	49,76,506
	Samir Kanubhai Patel	ACXPP5118R	1	44,20,667	-	-	44,20,667	6.18	-	-	-	-	6.18	-	-	-	-	44,20,667
	Hasumati Kanubhai Patel	ACOPP7710C	1	18,67,548	-	-	18,67,548	2.62	-	-	-	-	2.62	-	-	-	-	18,67,548
(b)	Government		-	-	-	-	-	-	-	-	-	-	-	-	-	-	-	-
(c)	Institutions		-	-	-	-	-	-	-	-	-	-	-	-	-	-	-	-
(d)	Foreign Portfolio Investor		-	-	-	-	-	-	-	-	-	-	-	-	-	-	-	-
(e)	Any Other (Specify)		4	3,04,77,229	-	-	3,04,77,229	42.61	-	-	-	-	42.61	-	-	-	-	3,04,77,229
1	Persons Acting in Concert		3	35,67,269	-	-	35,67,269	4.99	-	-	-	-	4.99	-	-	-	-	35,67,269
	Gayatri Mehul Patel	ACQPP7324J	1	12,02,378	-	-	12,02,378	1.68	-	-	-	-	1.68	-	-	-	-	12,02,378
	Monal Samirbhai Patel	ADHPP8931D	1	11,82,806	-	-	11,82,806	1.65	-	-	-	-	1.65	-	-	-	-	11,82,806
	Priyvi Vimal Patel	AEUPP4155P	1	11,82,085	-	-	11,82,085	1.65	-	-	-	-	1.65	-	-	-	-	11,82,085
2	Bodies Corporate		1	2,69,09,960	-	-	2,69,09,960	37.63	-	-	-	-	37.63	-	-	-	-	2,69,09,960
	Overseas Pearl Ltd	AACCO2763R	1	2,69,09,960	-	-	2,69,09,960	37.63	-	-	-	-	37.63	-	-	-	-	2,69,09,960
	Sub Total (A)(2)		8	4,67,61,002	-	-	4,67,61,002	65.38	-	-	-	-	65.38	-	-	-	-	4,67,61,002
	Total Shareholding of Promoter and Promoter Group (A) = (A)(1)+(A)(2)		9	4,85,49,992	-	-	4,85,49,992	67.88	-	-	-	-	67.88	-	-	-	-	4,85,49,992

Details of Shares which remain unclaimed may be given hear along with details such as number of shareholders, outstanding shares held in demat/unclaimed suspense account, voting rights which are frozen etc.: NIL

Note:

(1) PAN would not be displayed on website of Stock Exchange(s)

(2) The term 'Encumbrance' has the same meaning as assigned under regulation 28(3) of SEBI (Substantial Acquisition of Shares and Takeovers) Regulations, 2011.



Banco Products (India) Limited

Table III - Statement showing shareholding pattern of the Public shareholder

Category & Name of Shareholders	PAN	Nos. of shareholders	No. of fully paid up equity shares held	Partly paid up equity shares held	No. of shares underlying Depository Receipts	Total nos. shares held (VII) = (IV)+(V)+(VI)	Shareholding % calculated as per SCRR, 1957 (VIII) As a % of (A+B+C2)	Number of Voting Rights held in each class of securities			No. of Shares Underlying Outstanding convertible securities (including Warrants)	Shareholding, as a % assuming full conversion of convertible securities (as a percentage of diluted share capital) (XII) = (VII)+(X) As a % of (A+B+C2)	Number of Locked in shares		Number of Shares pledged or otherwise encumbered		Number of equity shares held in dematerialised form
								Class: Equity	Class: Preference	Total			No. (a)	As a % of total Shares held (b)	No. (Not applicable) (a)	As a % of total Shares held (Not applicable) (b)	
1																	
(a) Institutions																	
Mutual Funds		4	27,78,587	-	-	27,78,587	3.89	27,78,587	-	3.89	-	3.89	-	-	NA	-	27,78,587
Franklin India Smaller Companies Fund	AAAT14931H	1	19,18,887	-	-	19,18,887	2.68	19,18,887	-	2.68	-	2.68	-	-	NA	-	19,18,887
Hdfc Small & Midcap Fund	AAATH1809A	1	8,48,500	-	-	8,48,500	1.19	8,48,500	-	1.19	-	1.19	-	-	NA	-	8,48,500
Venture Capital Funds		-	-	-	-	-	-	-	-	-	-	-	-	-	NA	-	-
Alternate Investment Funds		-	-	-	-	-	-	-	-	-	-	-	-	-	NA	-	-
Foreign Venture Capital Investors		-	-	-	-	-	-	-	-	-	-	-	-	-	NA	-	-
(b) Foreign Portfolio Investors		24	5,93,017	-	-	5,93,017	0.83	5,93,017	-	0.83	-	0.83	-	-	NA	-	5,93,017
(f) Financial Institutions / Banks		3	26,637	-	-	26,637	0.04	26,637	-	0.04	-	0.04	-	-	NA	-	26,637
(g) Insurance Companies		-	-	-	-	-	-	-	-	-	-	-	-	-	NA	-	-
(h) Provident Funds/ Pension Funds		-	-	-	-	-	-	-	-	-	-	-	-	-	NA	-	-
(i) Any Other (Specify)		-	-	-	-	-	-	-	-	-	-	-	-	-	NA	-	-
Sub Total (B)(1)		31	33,98,241	-	-	33,98,241	4.74	33,98,241	-	4.74	-	4.74	-	-	NA	-	33,98,241
2 Central Government/ State Government(s)/ President of India		-	-	-	-	-	-	-	-	-	-	-	-	-	NA	-	-
Sub Total (B)(2)		-	-	-	-	-	-	-	-	-	-	-	-	-	NA	-	-
3 Non-Institutions																	
(a) Individuals		22,970	1,16,56,654	-	-	1,16,56,654	16.30	1,16,56,654	-	16.30	-	16.30	-	-	NA	-	1,16,56,654
i. Individual shareholders holding nominal share capital up to Rs. 2 lakhs.		-	-	-	-	-	-	-	-	-	-	-	-	-	NA	-	-
ii. Individual shareholders holding nominal share capital in excess of Rs. 2 lakhs.		3	5,29,629	-	-	5,29,629	0.74	5,29,629	-	0.74	-	0.74	-	-	NA	-	5,29,629
(b) NBFCs registered with RBI		2	2,450	-	-	2,450	0.00	2,450	-	0.00	-	0.00	-	-	NA	-	2,450
(c) Employee Trusts		-	-	-	-	-	-	-	-	-	-	-	-	-	NA	-	-
(d) Overseas Depositories (holding DRs) (balancing figure)		-	-	-	-	-	-	-	-	-	-	-	-	-	NA	-	-
(e) Any Other (Specify)		1,844	73,81,684	-	-	73,81,684	10.32	73,81,684	-	10.32	-	10.32	-	-	NA	-	73,81,684
Trusts		1	140	-	-	140	0.00	140	-	0.00	-	0.00	-	-	NA	-	140
Foreign Nationals		1	3,600	-	-	3,600	0.01	3,600	-	0.01	-	0.01	-	-	NA	-	3,600
Hindu Undivided Family		711	5,88,286	-	-	5,88,286	0.79	5,88,286	-	0.79	-	0.79	-	-	NA	-	5,88,286
Foreign Companies		1	1,31,361	-	-	1,31,361	1.44	1,31,361	-	1.44	-	1.44	-	-	NA	-	1,31,361
Non Resident Indians (Non Repat)		223	19,63,247	-	-	19,63,247	2.75	19,63,247	-	2.75	-	2.75	-	-	NA	-	19,63,247
Other Directors - RAMKISAN DEVIDAYAL	AAEPD6706E	1	5,86,034	-	-	5,86,034	0.82	5,86,034	-	0.82	-	0.82	-	-	NA	-	5,86,034
Non Resident Indians (Repat)		551	13,18,773	-	-	13,18,773	1.26	13,18,773	-	1.26	-	1.26	-	-	NA	-	13,18,773
Overseas Body Corporate		1	9,00,000	-	-	9,00,000	1.26	9,00,000	-	1.26	-	1.26	-	-	NA	-	9,00,000
Palate Star Investments Ltd	AAHCP7302C	1	9,00,000	-	-	9,00,000	1.26	9,00,000	-	1.26	-	1.26	-	-	NA	-	9,00,000
IEPF		1	5,75,388	-	-	5,75,388	0.65	5,75,388	-	0.65	-	0.65	-	-	NA	-	5,75,388
Clearing Member		92	1,45,986	-	-	1,45,986	0.20	1,45,986	-	0.20	-	0.20	-	-	NA	-	1,45,986
Bodies Corporate		261	11,68,869	-	-	11,68,869	1.63	11,68,869	-	1.63	-	1.63	-	-	NA	-	11,68,869
Sub Total (B)(3)		24,819	1,95,70,417	-	-	1,95,70,417	27.36	1,95,70,417	-	27.36	-	27.36	-	-	NA	-	1,95,70,417
Total Public Shareholding (B) = (B)(1)+(B)(2)+(B)(3)		24,850	2,29,68,658	-	-	2,29,68,658	32.12	2,29,68,658	-	32.12	-	32.12	-	-	NA	-	2,29,68,658




Table IV - Statement showing shareholding pattern of the Non Promoter- Non Public shareholder

Category & Name of shareholders	PAN	Nos. of shareholders	No. of fully paid up equity shares held	Partly paid up equity shares held	No. of shares underlying Depository Receipts	Total nos. shares held	Shareholding % as per SCRR, 1957	Number of Voting Rights held in each class of securities			No. of Shares Underlying convertible securities (including Warrants)	Shareholding, as a % assuming full conversion of convertible securities (as a percentage of diluted share capital)	Number of Locked in shares		Number of Shares pledged or otherwise encumbered		Number of equity shares held in dematerialised form (Not applicable)
								No of Voting Rights					As a % of total Shares held	No.	As a % of total Shares held (Not applicable)		
								Class : Equity	Class : Equity	Total							
(i)	(ii)	(iii)	(iv)	(v)	(vi)	(vii) = (iv)+(v)+(vi)	(viii) As a % of (A+B+C2)	(ix)	(x)	(xi)	(xii)	(xiii)	(xiv)				
1 Custodian/DR Holder	-	-	-	-	-	-	-	-	-	-	-	-	-	-	-	-	-
2 Employee Benefit Trust (under SEBI (Share based Employee Benefit) Regulations, 2014)	-	-	-	-	-	-	-	-	-	-	-	-	-	-	-	-	-
Total Non-Promoter- Non Public Shareholding (C)= (C1)+(C2)	-	-	-	-	-	-	-	-	-	-	-	-	-	-	-	-	-

Note:

- (1) PAN would not be displayed on website of Stock Exchange(s).
(2) The above format needs to disclose name of all holders holding more than 1% of total number of shares
(3) W.r.t. the information pertaining to Depository Receipts, the same may be disclosed in the respective columns to the extent information available



Details of Public Shares which remain unclaimed may be given hear along with details such as number of shareholders, outstanding shares held in demat/unclaimed suspense account, voting rights which are frozen etc.
Equity Shares in the Suspend Account

Particulars	Number of Shareholders	Number of Equity Shares of Face Value of Rs. 2/- per Share
Aggregate Number of Shareholders and the outstanding shares in the suspense account at the end of quarter.	20	17,950

Note:

- (1) PAN would not be displayed on website of Stock Exchange(s).
- (2) The above format needs to be disclosed along with the name of following persons: Institutions/Non Institutions holding more than 1% of total number of shares:
- (3) W.r.t. the information pertaining to Depository Receipts, the same may be disclosed in the respective columns to the extent information available and the balance to be disclosed as held by custodian.

