

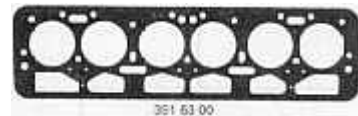
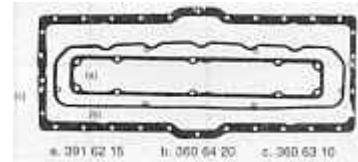

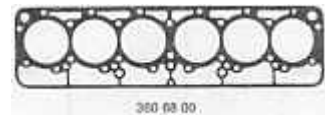
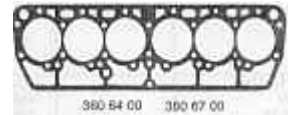
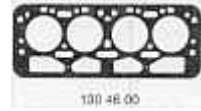
Banco Products [I] Limited

ADAPTABLE FOR

BRITISH LEYLAND

MODEL	ENGINE	CAPACITY (C.C)	YEAR	
DIESEL ENGINES	OEA (ALL)	3402	1954-67	
FM RANGE	34 JJ (ALL)	3770		
K60/K80	34 T/TA (ALL)			
	38 J (ALL)			
	38 T/TA			
	(TO 80180)			
PRODUCT	BANCO NO	NO.OF PIECES	ORIGINAL NO	OTHER NO
CYLINDER HEAD	130 46 00	1		AG 250
EXHAUST MANIFOLD	130 64 02	4		JA 281
OIL PAN / SUMP	130 46 10	1		JJ 106
ROCKER / VALVE COVER	130 46 15	1		JM 474
EXHAUST PIPE	130 46 30	1		AMK 5028
				JE 289
CONVERSION SET	130 46 95	1		EG 251
TOP SET	130 46 98	1		CG 250
FULL SET	130 46 99	1		AAK 566
MODEL	ENGINE	CAPACITY (C.C)	YEAR	
DIESEL ENGINES	34 TD (TO 2442)	3402	1967-70	
	38 T/TA	3770		
	(80181 ON)			
	38 TD (TO 40898)			
	38 VD (TO 28736)			
PRODUCT	BANCO NO	NO.OF PIECES	ORIGINAL NO	OTHER NO
CYLINDER HEAD	130 46 00	1		AMK 9
				AMK 2213
				AMK 2001
			37D 2932	AG 250
EXHAUST MANIFOLD	130 64 02	4		JA 281
OIL PAN / SUMP	130 46 10	1		JJ 106
ROCKER / VALVE COVER	130 46 15	1		JM 474
EXHAUST PIPE	130 46 30	1		JE 289
CONVERSION SET	130 46 95	1		AHM 9076
				EG 251
MODEL	ENGINE	CAPACITY (C.C)	YEAR	
DIESEL ENGINES	34 TD (2443 ON)	3402	1970 ON	
FG SERIES 900	38 TD (40899 ON)	3770		
	38 VD (28737 ON)			
4.98 TT TURBO CHARGED	4.98 DT/NT/NV/TT		1981 ON	

IMAGES



LAND MASTER				
PRODUCT	BANCO NO	NO.OF PIECES	ORIGINAL NO	OTHER NO
EXHAUST MANIFOLD	130 64 02	4		JA 281
OIL PAN / SUMP	130 46 10	1		JJ 105
ROCKER / VALVE COVER	130 46 15	1		CMK 1343
				JM 474
EXHAUST PIPE	130 46 30	1		JE 289
CONVERSION SET	130 46 95	1		EG 251
MODEL	ENGINE	CAPACITY (C.C)	YEAR	
DIESEL ENGINES	51 VD (TO 20381)	5103	1966-70	
	57 VD (TO 14964) VERTICAL	5657 6 CYL	1968-70	
	51 UD (TO 2402)			
	57 UD (TO 19630) HORIZONTAL			
PRODUCT	BANCO NO	NO.OF PIECES	ORIGINAL NO	OTHER NO
CYLINDER HEAD	391 62 00	1		37D 2602
				37D 1769
				AG 270
EXHAUST MANIFOLD	130 64 02	6		JA 281
OIL PAN / SUMP	391 62 10	1		JJ 105
ROCKER / VALVE COVER	391 62 15	1		CMK 1342
				JM 456
EXHAUST PIPE	130 64 30	1		JE 340
TOP SET	391 62 98	1		CG 271
				78G 1290
FULL SET	391 62 99	1		FG 271
MODEL	ENGINE	CAPACITY (C.C)	YEAR	
DIESEL ENGINES FREIGHTER SERIES 11,13,14 & 15	51 VD (20382 ON)	5103	1970 ON	
	57 VD (14965 ON)	5657 6 CYL		
	6.98 DT/DV (ALL)			
	6.98 NT/NV (ALL) VERTICAL			
PRODUCT	BANCO NO	NO.OF PIECES	ORIGINAL NO	OTHER NO
CYLINDER HEAD	391 63 00	1		AH 730
OIL PAN / SUMP	391 62 10	1		JJ 105
ROCKER / VALVE COVER	391 62 15	1		JM 456
CONVERSION SET	391 63 95	1		EG 270
				78G 1298
TOP SET	391 63 98	1		CH 731
MODEL	ENGINE	CAPACITY (C.C)	YEAR	
DIESEL ENGINES FJ & FJT RANGE	51 VD (2403 ON)	5103	1970 ON	
	57 VD (19631 ON)	5657		

	6.98 UV (ALL) HORIZONTAL			
PRODUCT	BANCO NO	NO.OF PIECES	ORIGINAL NO	OTHER NO
CYLINDER HEAD	391 63 00	1		AH 730
				86K 622
				NKJ 0203
OIL PAN / SUMP	391 62 10	1		JJ 105
ROCKER / VALVE COVER	391 62 15	1		JM 456
CONVERSION SET	391 63 95	1		EG 270
TOP SET	391 63 98	1		78G 1396
				CH 731
MODEL	ENGINE	CAPACITY (C.C)	YEAR	
DIESEL ENGINES 401-1/2" STUD 411	370/400/401 VERTICAL & HORIZONTAL #	6075	1960-79	
	410 VERTICAL TURBO CHARGED ##	6540 6 CYL		
PRODUCT	BANCO NO	NO.OF PIECES	ORIGINAL NO	OTHER NO
CYLINDER HEAD	360 64 00	1		BD 380
				JCJ 1022
				AF 140
EXHAUST MANIFOLD	360 64 02	6		JA 394
OIL PAN / SUMP	360 63 10	1	267263	JH 226
ROCKER / VALVE COVER	360 64 15	1		JM 389
INTAKE VALUE STEM SEAL	360 64 16	12	601562	KG 358
CYLINDER HEAD COVER	360 64 20	1		JM 522
TOP SET	360 64 98	1	1090 6520	DD 380
FULL SET	360 64 99	1	1090 6518	GD 380
MODEL	ENGINE	CAPACITY (C.C)	YEAR	
DIESEL ENGINES 401/402 9/16" STUD 411,420	402 VERTICAL	6075	1960-79	
	VERTICAL & HORIZONTAL #	6540 6 CYL	1979 ON	
PRODUCT	BANCO NO	NO.OF PIECES	ORIGINAL NO	OTHER NO
CYLINDER HEAD	360 68 00	1		BD 390
				JCJ 1021
EXHAUST MANIFOLD	360 64 02	6		JA 394
OIL PAN / SUMP	360 63 10	1	267263	JH 226
ROCKER / VALVE COVER	360 64 15	1		JM 389
INTAKE VALUE STEM SEAL	360 64 16	12	601562	KG 358
CYLINDER HEAD COVER	360 64 20	1		JM 522
TOP SET	360 68 98	1	1090 6848	DD 390
FULL SET	360 68 99	1	1090 6847	GD 390
MODEL	ENGINE	CAPACITY (C.C)	YEAR	
DIESEL ENGINES	401/411/420	6540 6 CYL	1969-79	

410,411	VERTICAL			
CD 21,2CD41	TURBO CHARGED #		1979 ON	
PRODUCT	BANCO NO	NO.OF PIECES	ORIGINAL NO	OTHER NO
CYLINDER HEAD	360 68 00	1		BD 390
EXHAUST MANIFOLD	360 64 02	6		JA 394
OIL PAN / SUMP	360 63 10	1		JH 226
ROCKER / VALVE COVER	360 64 15	1	600906	JM 389
INTAKE VALUE STEM SEAL	360 64 16	12		KG 358
CYLINDER HEAD COVER	360 64 20	1		JM 522
CONVERSION SET	360 68 95	1		
TOP SET	360 68 98	1		DD 390
FULL SET	360 68 99	1		GD 390